

BRIERCREST

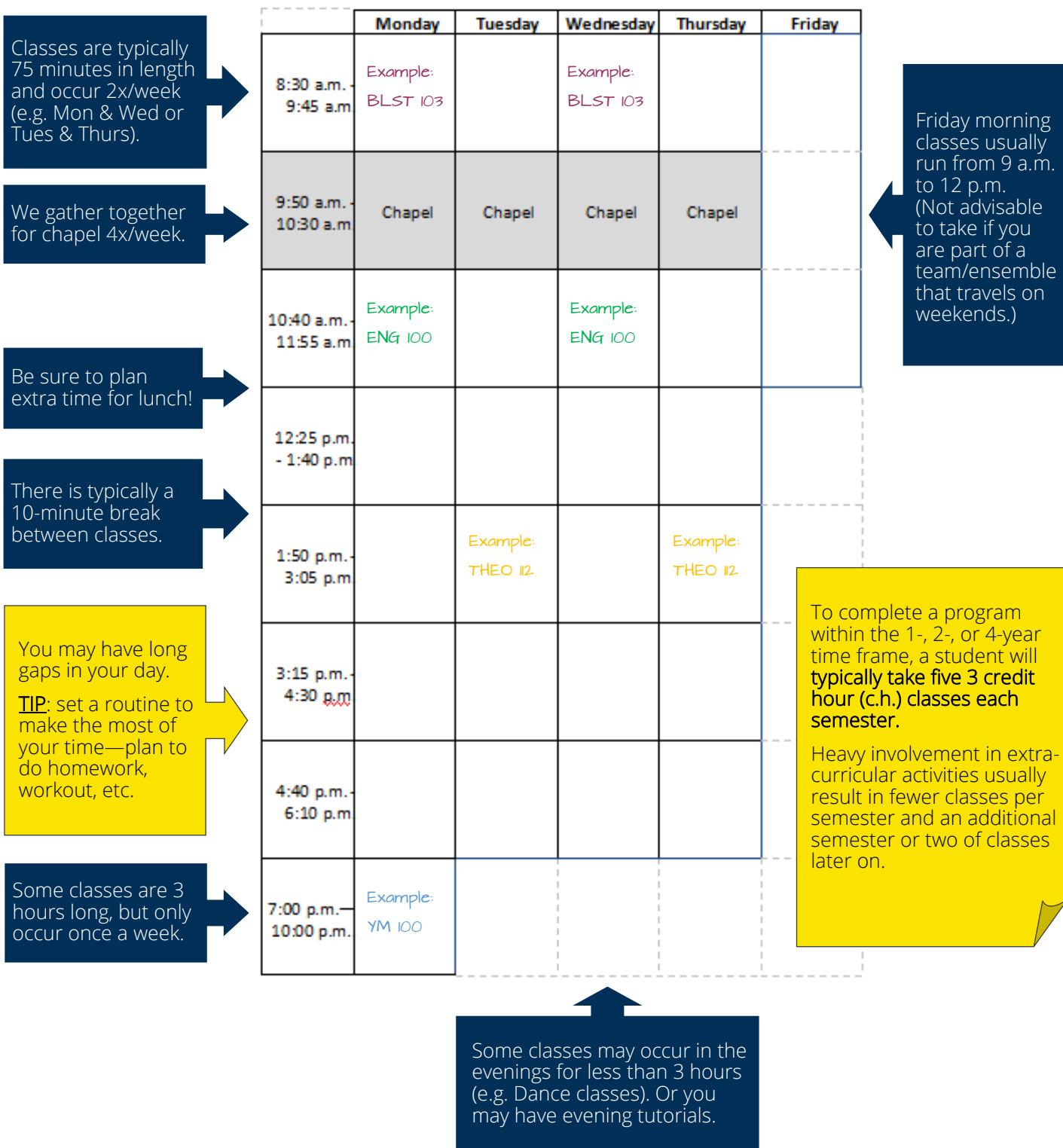
First Year Course Tips & Recommendations

Updated January 2017

Understanding Class Schedule	2
Alternate Course Formats	3
How to Start Choosing Courses	4
How to Register for Courses	5
Recommended First Year Courses	5
Program-Specific Advising for Year One	6
Athletes and Music Students	7
Music Ensembles/Lessons: How to Sign-up	7
Transition to College Support	8
Learning Accommodations	8
Keep Your Academic Standing in the Clear	9
Words of Advice from Current Students	10

Understanding Class Schedule

If this is your first time taking post-secondary studies, you may be surprised to find out how different the schedule is from high-school or homeschool. Below is a visual guide to orient you to the general class schedule.



Alternate Course Formats

In addition to the weekly in-class courses, you can also sign-up for modular courses and /or online courses. Explore your options below to find out more.

25	26	27	28	29	30	October 1
2	3	4	5	6	7	8
9	10 Thanksgiving Day (No classes)	11	12	13	14	15
16	17	18	19	20	21	22
23	24	25	26	27	28	29

Modular courses ("mod") are classes that typically run for five (5) days and are offered in October, February, March, and April. These classes often require pre- and post-course work. **Be sure to check out the assignments on the syllabus and to start early to avoid the stress of cramming!**

More info: You can sign up for a "mod" up until 2 weeks before the first day of class, space permitting. Signing up earlier ensures that the class will not be cancelled due to low enrolment and that you have the time to begin pre-course work. Special add-drop rules apply to mods, which can be viewed on the [Key Dates and Deadlines page](#) on our website.

Online Courses

Some students may also be interested in taking online courses in order to fit their schedules better.

US Students—please know that taking an online course will disqualify you from ever receiving US student loans.

Please note: successful progress in online courses require significant self-discipline and strong time-management skills.

Online Undergraduate Courses

Administration (ADM)

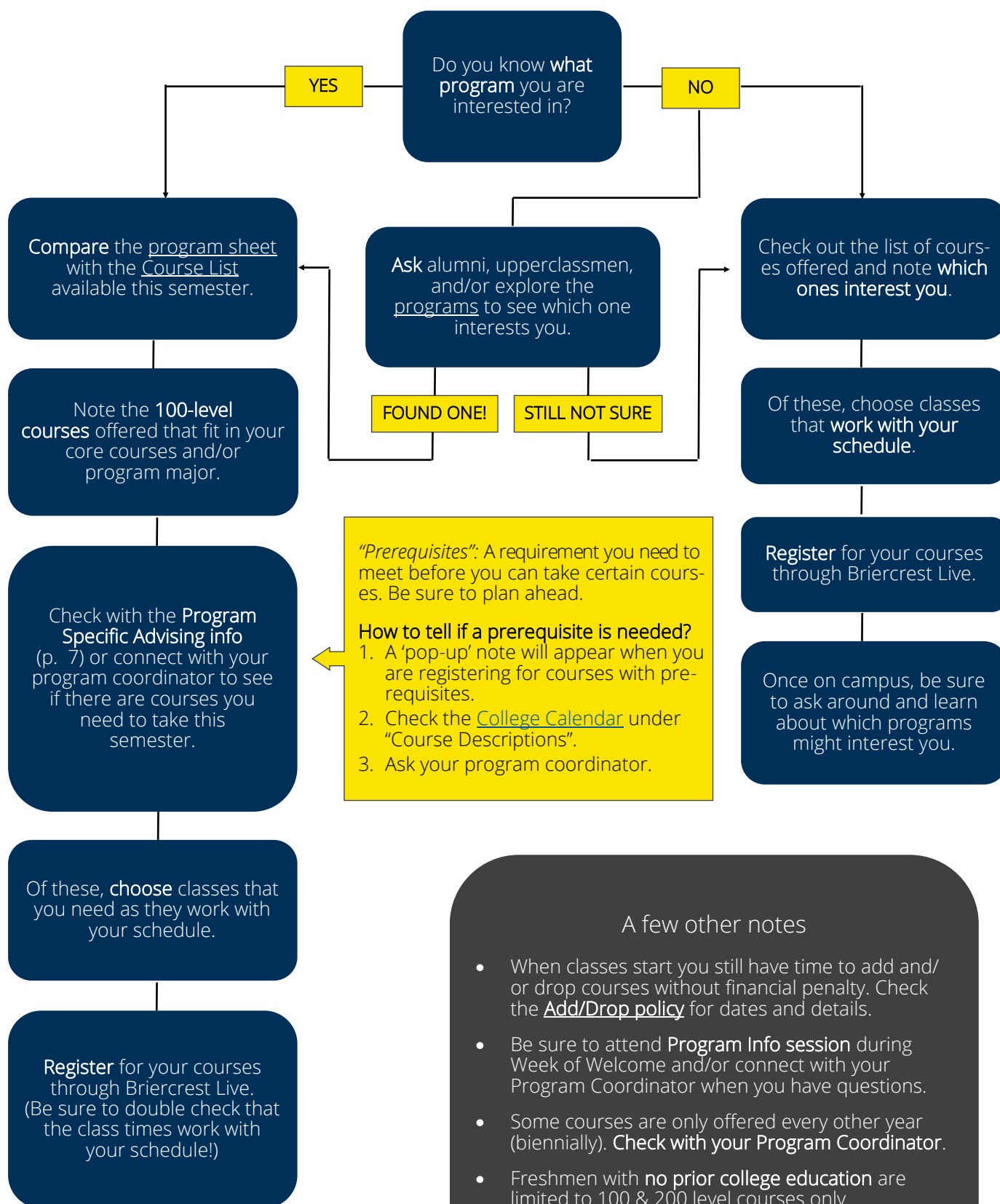
More info:

<http://briercrest.ca/online/>

Biblical Studies (BLST)


Christian Ministry (CM)

How to Start Choosing Courses



How to Register for Courses

1. Sign-in to your Briercrest Live account.
2. Select "Academics"



BRIERCREST

Welcome Please choose from the options below.

Academics
 Consent for Release of Information (Finance and Media)
 Employment
 Finance
 ID Card/Photo Management
 myBriercrest

Log Off...
 Edit My Profile

For further privacy, please remember to close your browser when done.

Level Questions
 View our Privacy Policy
 ©2017 Briercrest College & Seminary
 To report problems with this website contact is@briercrest.ca

3. Select "College Course Registration"

Please choose from the following options:

Courses

College Course Registration
 Seminary Course Registration
 View Course Syllabi

Transcripts

Unofficial College Transcript
 Unofficial Seminary Transcript

Resources

College Graduation Portfolio
 Seminary Graduation Portfolio
 Academic Documents and Resources

My BriercrestLive
 Log Off...

Need help navigating Briercrest Live?
 Contact your Admissions adviser.

4. Click "View List of All Available Courses"

To Register for College Courses
 First, please select the appropriate term from the list above and then press the button marked "Show Courses"

See [Briercrest College Degree Programs](#)
[View List of All Available Courses](#)
 View College Financial Plan Information
 My Briercrest Live
 Log Off...

5. Choose the upcoming semester and click "List Courses"
6. Select the course code to register.

College Course List

Choose Semester: Winter 2016/2017 **List Courses**

The following list of courses represents our best efforts to determine the courses we will offer. This list of offerings will inevitably undergo adjustments up until the day registration opens.

[Click Here to return to your list of classes](#)

Course No.	Description	Division	Discipline	Faculty	Schedule
------------	-------------	----------	------------	---------	----------

**My desired course is full.
 What can I do?**

If the course you want is full, keep trying through Briercrest Live to see if someone has dropped the course.

If you are planning to drop a class, please do so as soon as possible to allow others who need the course to have your seat.

Recommended First Year Courses

These courses are recommended because they are **often needed in order to take upper-level courses** in the same discipline and/or can help you to **develop foundational skills and knowledge** needed for success in later courses (e.g. research, thesis revision, terminology, Bible knowledge).

- **BLST 109** Introduction to the New Testament
- **BLST 111** Introduction to the Old Testament
- **ENG 100** Literature and Composition I
- **ENG 101** Literature and Composition II
- **THEO 112** Introduction to Spiritual Theology
- **THEO 115** Introduction to Christian Theology

Still have space for another class or two?

- Choose any other 100-200 level elective that is of interest and/or fits your program*

* Check Program-Specific Advising (p. 7)

Note: It is recommended that PHI100/PHI101 be taken in your second or third year, unless needed as a pre-requisite for future courses or it is a strong area of interest.

Program-Specific Advising for Year One

Interested in one of the following programs?

Choose these courses if available in your first year, because they are needed for future courses and some may not come up again for a couple years (in other words, it's okay to delay some of the other Core courses listed on page 5 to fit these in now):

BA/BSE Education Partnership Degrees (Minot)

- BIOL 115
- ENG 100 and ENG 101 (1 each semester)
- FIN 110
- MATH 101
- PSY 100

BA Psychology with/without BSc or BSW Partnership Degrees (Minot)

- BIOL 115
- ENG 100
- PSY 100

Pre-Health: Nursing for uSask

- ENG 100
- PSY 101

AA/BA Humanities

- ENG 100 and ENG 101 (1 each semester)
- FIN 110

BA Business

- ECON 100 and ECON 101 (1 each semester)
- MATH 110
- BU 100/201/211

AA Social Sciences

- PSY 100
- Social Science electives

BA English

- ENG 100 and ENG 101 (1 each semester)

For future course recommendations, connect with your [Program Coordinator](#).

BA Christian Ministry

- CM 101

BA Youth Ministry

- YM 100

AA/BA Music or BA Worship Arts

- Choose **four 3 c.h. courses + one large ensemble** (College Singers) + private music lessons for credit
- Complete **Piano Proficiency** during Week of Welcome
- Register for **MUS 110** (if you have limited/no music theory) **or** **MUS 115** (if you have some formal theory training)
- Check to see if MUS 216 is a requirement for your program or an elective. In most cases, it is recommended that you delay taking this course in your first year.

BA Applied Linguistics: TESOL

The TESOL major is a three year sequence which **can be started in the first or second year**. Students tend to track with a designated cohort (group of people).

Dr. David Catterick will advise the student whether to take Core courses the first year or to begin the TESOL sequence the second year.

If you have been accepted into the program and are **transferring in with one year's worth of transfer credits (or close to it)**, begin the TESOL course sequence immediately. Contact [Dr. David Catterick](#) for course advising.



Briercrest Athletes are advised to sign up for only four 3 c.h. courses (**12 credit hours total**). Be sure to choose courses that will not clash with your practice times and travel times.

Check with your coach to find out when your practice times will be (typically they are in the afternoons/evenings Monday to Thursday).

Friday classes are not recommended as your team may be travelling on weekends.

Due to heavy team commitments, most athletes take an extra semester (AA) or year (BA) to complete their degrees.

If desired, it is still possible to complete your program within 2 or 4 years by using CDE (in the summer only) or taking “mod” courses in the off-season.

Music Students are required to take a number of 1 credit hour (c.h.) ensembles and private music lessons in addition to their 3 c.h. academic courses (as noted under Program-Specific Advising , p. 7).

It is recommended that freshmen music students **start with four courses** rather than five 3 c.h. courses in their first semester.

* See Program-Specific Advising (p. 7) for further instructions.

It is **INCREDIBLY important** to practice time-management, prioritization, and self-discipline when part of the athletics or music programs.

It may also be helpful to **establish a paper calendar** of due dates, practice times, busy weekends, etc. **and an accountability partner** to check-in with to help keep you on schedule.

Visit the Student Success Centre for resources.

Music Ensembles/Lessons: How to Sign-up

For **Ensembles**, you will audition during Week of Welcome in September. Be sure to check the Week of Welcome schedule to know when these auditions will be held.

For **Private Music lessons** (Voice, Piano, Other instruments, or Dance):

1. Go to your BriercrestLive account (as you would to register for any other course).
2. Register for the course PL – Voice or Piano or Instrument.
3. A box will pop up that has a link to the application form you must complete and submit. You need one registration for each type of lesson.
4. A confirmation that your application was received will come up.
5. Click on “My BriercrestLive” and select PL again, and add it to your registration.
6. You will then be registered for a Private Lesson. If you have any questions contact worship.arts@briercrest.ca.

Transition to College Support

College jitters?

Academic demands feel overwhelming?

Need some help organizing and planning out your time?

Or help getting started with assignments? Or encouragement to keep going?

Check out the supports and resources available through the Student Success Centre.

You can also email studentsuccesscentre@briercrest.ca.

WRITING CENTRE

Free

**Peer-to-peer support for writers
of any skill level at any stage
of writing**

(Located in the Archibald Library)

ACADEMIC COACHING

At cost

**One-on-one academic support
tailored to individual goals to
develop your potential**

(Visit the Student Success Centre)

Learning Accommodations

Do you find it helpful to have more time when writing an exam?

Or to write an exam in a quiet space?

Or to use a computer for an exam?

If you have professional documentation of diagnosed learning disabilities (e.g. a psycho-educational assessment from within the last 5 years), be sure to:

1. Send the documentation to your Admissions Adviser, and
2. Stop in the Student Success Centre during the first week of the semester to get connected.

Keep Your Academic Standing in the Clear...

Grade Scale and Grade Point Average

Briercrest College and Seminary has adopted the following grade scale for college work:

Grade	Percent	Grade Point	Level of Work
A+	90-100%	4.0	Exceptional Achievement
A	85-89%	4.0	Excellent Achievement
A-	80-84%	3.7	Superior Work
B+	77-79%	3.3	Very Good Work
B	73-76%	3.0	Good Work
B-	70-72%	2.7	Moderately Good Work
C+	67-69%	2.3	Solid Average Achievement
C	63-66%	2.0	Average Achievement
C-	60-62%	1.7	Marginally Acceptable Work
D+	55-59%	1.3	Below Average Work
D	50-54%	1.0	Poor Work
F	0-49%	0.0	Failure
P	N/A	N/A	Pass
AU	N/A	N/A	Audit
RP	N/A	N/A	Course Repeated
W	N/A	N/A	Withdrawal
WF	0%	0.0	Withdraw Fail
EX	N/A	N/A	Course Extended

More info in the College Calendar.

The minimum cumulative GPA required for graduation is 2.0. (Note: 50% is NOT a 2.0)

TIP: Aim for at least a 2.0 in each class. Aim higher to give yourself a buffer.

(Note: Some scholarships may require at least a 2.3 GPA.)

Grade Point Average (GPA) for each semester is calculated as follows:

- multiplying the credit hours for each course by the grade points earned, resulting in a sum of quality points
- adding up all the quality points earned in one semester
- dividing the sum by the total number of attempted credits for that semester

The same calculation can be applied to the total number of credits and quality points a student has earned during her/his time at the college.

I'd like to do better in my courses. What can I do?

Come visit the Student Success Centre

for resources and/or one-on-one academic coaching services. We are located on the...

Upper level, across from Academic Services (Room 215)

Words of Advice from Current Students...

"Get a core understanding"

Bible and historical knowledge is really helpful to have before taking some theology courses. This student recommends taking BLST 109 and THEO 112 in your first year.

"Remember to look at your syllabus!"

Each class has a syllabus which outlines the learning objectives, assignment instructions and due dates. It's your responsibility to stay on track and plan ahead, so be sure to use your syllabus!

"Wait to take Philosophy 100/101"

"100-level" does not necessarily mean "easy." Some students have experienced 100-level philosophy courses to be much more challenging than expected.

"Explore"

Take courses you want to take not just the ones you have to take, unless you really know that you want to be in that program.

The transition to college has its challenges, both expected and unexpected. If you freak out, don't worry. We're here to come alongside you. You can talk with your Admissions Adviser, your RA, your RD, your professors, our Counselling Centre staff, our Student Success Centre staff, our Academic Services and Student Finance staff, and a number of others. We're looking forward to seeing you on campus!

